

SP-1 & SP-2

Heavy-Duty Stainless Steel Gas Stock Pot Burners

REL-SP-1-NG

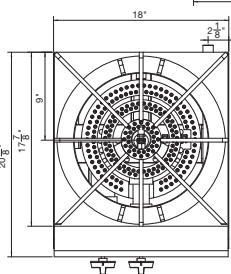
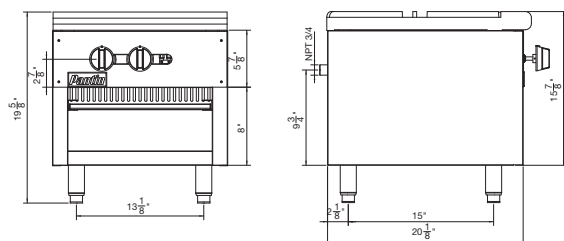


REL-SP-2-NG

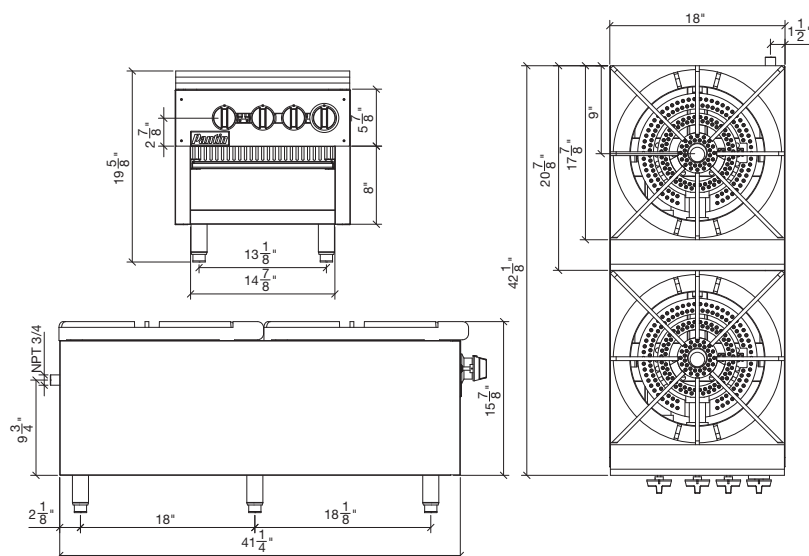
REL-SP-1-NG – Gas Single Stock Pot Burner

REL-SP-2-NG – Gas Double Stock Pot Burner

- Stainless steel front and sides
- Cast iron 2-ring burner, each 40,000 BTU/hr (natural gas)
- 18" x 20.8" (46 x 53 cm) cast iron grate(s)
- Standby S/S pilot for easy start
- Adjustable heavy duty legs
- Cool-to-touch zinc alloy knobs
- Full width crumb tray at the bottom
- Durable brass valve for individual control
- Easy access to pilot valve adjustment screws
- Easy gas conversion in field
- 3/4" NPT rear gas connection
- Shipped with gas regulator



REL-SP-1



REL-SP-2

Model	BTU/HR (Natural gas)	Dimensions (WxHxD)	N/W (LB)	G/W (LB)
REL-SP-1-NG	80,000	18" x 20-9/10" x 20"	71	95
REL-SP-2-NG	160,000	18" x 41-7/10" x 20"	196	275

For complete information and specifications on all Reliant products, visit www.paragondirect.ca